



# AGRI LOADER — TIRES



**VREDESTEIN**  
TIRES

# THE RADIAL AGRI-LOADER TIRES FOR TELEHANDLERS AND COMPACT WHEEL LOADERS



## **TRAXION** *VERSA*

### **SOFT SOIL**

With its successful Traxion tread, Vredestein has an excellent reputation in terms of low costs per operational hour. This was the starting point for the Vredestein Traxion Versa. The tire represents an ideal solution for machines requiring good traction in soft ground conditions as well as comfort and wear resistance on harder surfaces.



## **ENDURION**

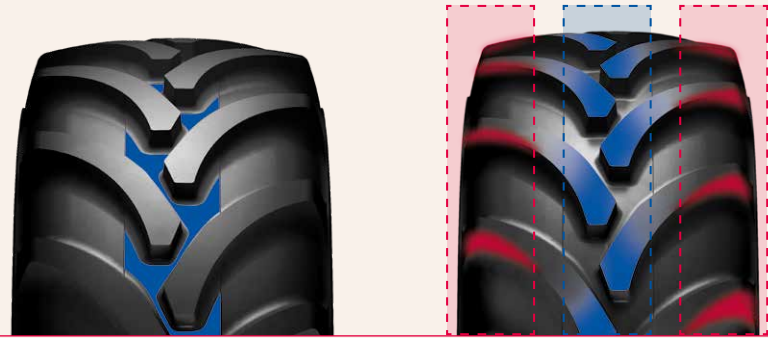
### **HARD SURFACE**

The Vredestein Endurion is the champion on hard surfaces. Its extra strong carcass and robust tread offer maximal radial and lateral stability, optimal comfort and exceptionally long lifespan. It is the ideal solution for a large range of agri-industrial equipment that is mainly used on hard surfaces.



# TRAXION VERSA

## FEATURES AND BENEFITS EXPLAINED



- Comfort zone:  
lug in the center in driving  
direction for comfort and  
wear resistance.
- Traction zone:  
lug in the shoulder  
transverse to driving  
direction for traction.

### STABILIZER RING

increased lug support in the center  
of the tire for added stability.

Widened lug in  
the center for  
added stability

Self cleaning  
through unique  
non parallel lugs

Sidewall  
protector

Rim  
protector

Lug to open  
space ratio:  
30% for optimal  
combination of  
traction and  
wear resistance


# ENDURION

## FEATURES AND BENEFITS EXPLAINED



### STABILIZER RING

increased lug support in  
the center of the tire for  
maximum stability.



Lug support in all directions  
for stability and comfort

Lug to open space  
ratio: 44% for  
optimal wear  
resistance and  
stability

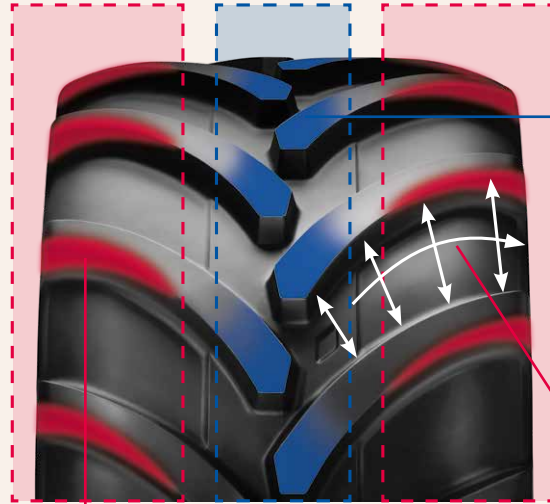
Sidewall  
protector

Rim  
protector

# TRAXION VERSA GREEN

## THE PREMIUM SOLUTION FOR ALPINE APPLICATIONS

Vredestein introduces its premium traxion technology for the alpine applications. The Traxion Versa Green is designed to meet the specific requirements of applications that operate in alpine countries on steep slopes: a premium tire that raises the bar in terms of traction, stability, long tire life, and grassland preservation.



### BENEFITS COMFORT ZONE

Rubber in driving direction for continuous road contact leading to:

- excellent driving comfort
- long tire life
- excellent side grip for stable driving behaviour on slopes

### BENEFITS TRACTION ZONE

Transverse lugs and open space between lugs leading to:

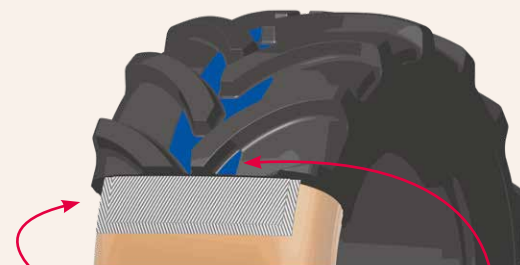
- maximum traction
- excellent self-cleaning on all slopes

### NON-PARALLEL LUGS

Unique non-parallel lugs with increasing gap from the center to the shoulder, to easily push out the soil. This enhanced selfcleaning ensures the tire keeps the traction, which leads to optimum productivity.



Curved Tread Contour with rounded lug shoulders for an optimized grassland preservation.



Steel belt combined with a stabilizer ring for outstanding stability.



## TRAXION VERSA GREEN

ø	TT/TL	Service description	bar						
				mm	mm	mm	mm	mm	mm
17	425/55 R 17 TL	TL	141 G	4,0	W13	428*	900*	405*	2715*
	440/50 R 17 IMP	TL	135 D	3,6	14	435	875	405	2660

\* Calculated values



NEW!

## TRAXION<sup>VERSA</sup> SOFT SOIL

Ø		TT/TL	Service description	bar		mm	mm	mm	mm
18	340/80 R 18 IND	TL	143 A8/B	4,0	11	355	1000	455	3000
20	400/70 R 20 IND	TL	149 A8/B	4,0	13	405	1075	475	3250
	400/70 R 24 IND	TL	152 A8/B	4,0	13	405	1170	535	3510
	400/70 R 24 IND	TL	158 A8/B	5,0	13	405	1160	550	3440
24	400/80 R 24 IND	TL	162 A8/B	5,0	DW13	405	1240	570	3740
	460/70 R 24 IND	TL	159 A8/B	4,0	DW15L	480	1255	570	3800
	500/70 R 24 IND	TL	164 A8/B	4,0	DW16L	515	1320	595	4020
26	480/80 R 26 IND	TL	160 A8/B	3,2	DW15L	495	1440	645	4320
28	440/80 R 28 IND	TL	156 A8/B	4,0	DW14L	450	1415	640	4270



## ENDURION HARD SURFACE



Ø		TT/TL	Service description	bar		mm	mm	mm	mm
18	340/80 R 18 IND	TL	143 A8/B	4.0	11	355	1000	450	3000
	400/70 R 18 IND	TL	147 A8/B	4.0	13	410	1015	455	3050
20	340/80 R 20 IND	TL	144 A8/B	4.0	11	355	1055	490	3180
	400/70 R 20 IND	TL	149 A8/B	4.0	13	405	1070	490	3245
	400/70 R 24 IND	TL	152 A8/B	4.0	13	405	1170	540	3510
24	400/80 R 24 IND	TL	162 A8/B	5.0	DW13	410	1245	570	3720
	460/70 R 24 IND	TL	159 A8/B	4.0	DW15L	480	1265	570	3820
	500/70 R 24 IND	TL	164 A8/B	4.0	DW16L	520	1315	595	4000
26	480/80 R 26 IND	TL	160 A8/B	3.2	DW15L	495	1440	645	4320
28	440/80 R 28 IND	TL	156 A8/B	3.2	DW14L	455	1420	640	4290

• The dimensions indicated, which apply to a nominal tire pressure, may vary in practice under the influence of actual tire pressure and conditions of use.  
• Subject to changes in specifications.



**VREDESTEIN**  
TIRES

# TRAXION IN ACTION



## MR. SCHRÖDER

"The Endurion tires prove to be extremely robust."

## **ENDURION**

## ETA SAFFRAY

"I like the Versa's traction for manure activities, but also for its self cleaning ability and especially its lifespan."

## **TRAXION VERSA**



## ETA CREPEL

"I am amazed by the stability of the Endurion tire for activities with the boom extended but also its lifespan on hard surfaces."

## **ENDURION**



# MORE HOURS — ALWAYS

**VREDESTEIN**  
TIRES



**VREDESTEIN**  
TIRES

Apollo Tires (US) Inc, 6 Concourse Parkway, Building 6, Suite 2920, Atlanta, GA 30328

+1 (877) 234 0867 | [contact.us@apolloyres.com](mailto:contact.us@apolloyres.com) | [www.vredestein.com](http://www.vredestein.com)

