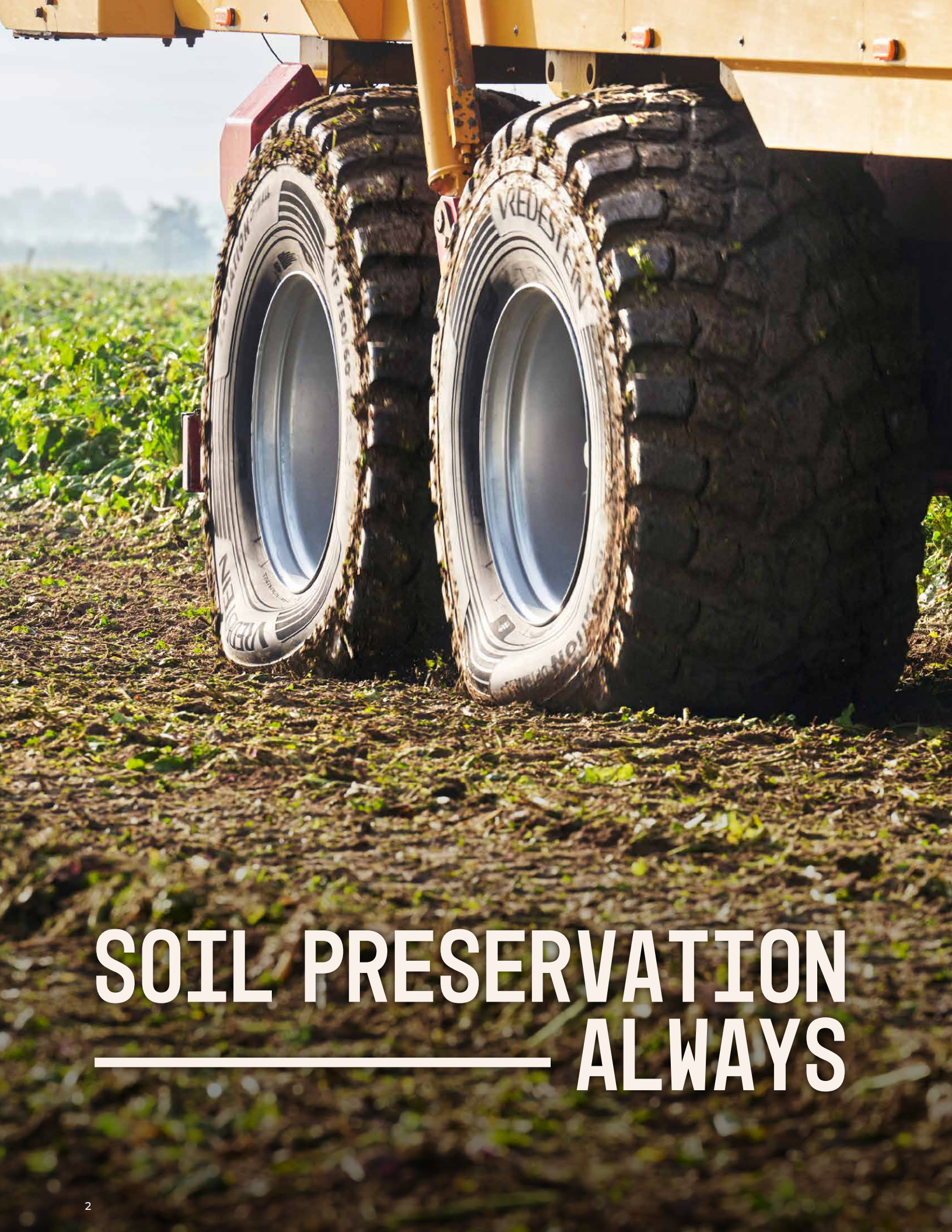




IMPLEMENT — TIRES



VREDESTEIN
TIRES



**SOIL PRESERVATION
ALWAYS**

FLOTATION CONCEPT EXPLAINED

THE PROVEN CONCEPT OF THE VREDESTEIN TRAXION TIRES APPLIED IN A FLOTATION TIRE



BENEFITS TRACTION ZONE

Transverse lugs and open space between lugs leading to:

- continues rolling, even in the most difficult conditions
- excellent side grip for stable driving behavior on slopes

BENEFITS COMFORT ZONE

Rubber in driving direction for continuous road contact leading to:

- excellent driving comfort
- exceptionally long tire life



NON-PARALLEL LUGS

Unique non-parallel lugs with increasing gap from the center to the shoulder, to easily push out the soil. This enhanced self-cleaning ensures the tire keeps the traction, which leads to optimum productivity.

SOIL PRESERVATION, ALWAYS

DLG-APPROVED



The agricultural trailer tire Vredestein Flotation Optimall VF 750/60R30.5 187D was able to convince in the DLG test with the specified test criteria. Based on the results achieved, the Vredestein Flotation Optimall VF 750/60R30.5 187D agricultural trailer tire is awarded with the DLG-APPROVED quality mark for the test module “Resources Protection”.

LARGEST FOOTPRINT IN ITS CLASS

Within the tested tires, the Vredestein Flotation Optimall VF 750/60R30.5 187D measured the largest wheel contact areas at all three set inflation pressures, which had a positive effect on the corresponding soil pressures. At the lowest tire pressure, the wheel contact areas of the Vredestein Flotation Optimall VF 750/60R30.5 187D were 16 % larger compared to the standard tire and 8 % to 14 % larger compared to the other VF tires.

CONTACT AREA PRESSURE OF < 1 KG/CM²

The new development of Vredestein, the Flotation Optimall VF 750/60R30.5 187 D, had a contact area pressure of less than one kg/cm² (0.92 kg/cm²) at 1.0 bar air pressure, making it the only tire with a value below 1 out of 5 different tires tested. This sets new standards in the segment of trailer tires, which have to cope with high and changing wheel loads.

25% LESS SOIL PRESSURE

At 40 cm soil depth, the Vredestein Flotation Optimall VF 750/60R30.5 187D at 1.0 bar inflation pressure had the lowest value with 0.12 bar ground pressure. In the test carried out,

the ground pressure generated was 50% lower compared to the budget VF tires (0.12 bar vs. 0.24 bar) and 25 % and 30% lower compared to the VF tires from the premium segment (0.12 bar vs. 0.16 bar or 0.18 bar). These low values close to zero clearly show the potential of VF technology. With a wheel load of 7,100 kg, causing a soil pressure of only 0.12 bar at a depth of 40 cm represents a major step forward in soil preservation.

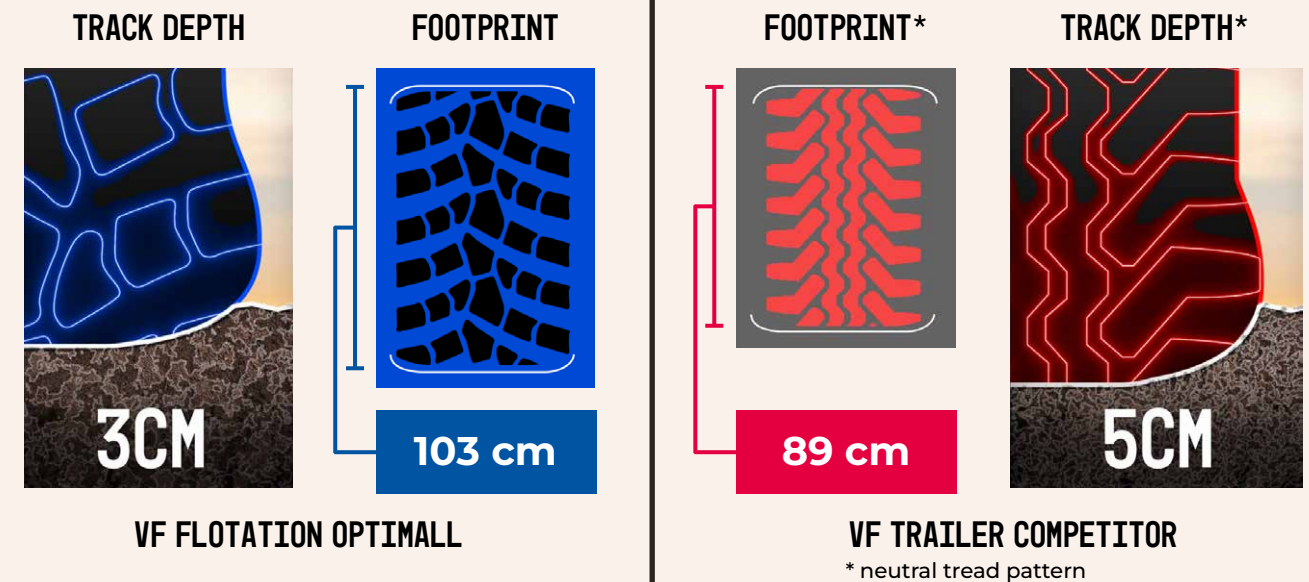
24% LESS TRACK DEPTH

On average across all tire pressures, the Vredestein Flotation Optimall VF 750/60R30.5 187D proved a 24% less track depth than the runner-up in the VF range.

3 L/H FUEL SAVINGS

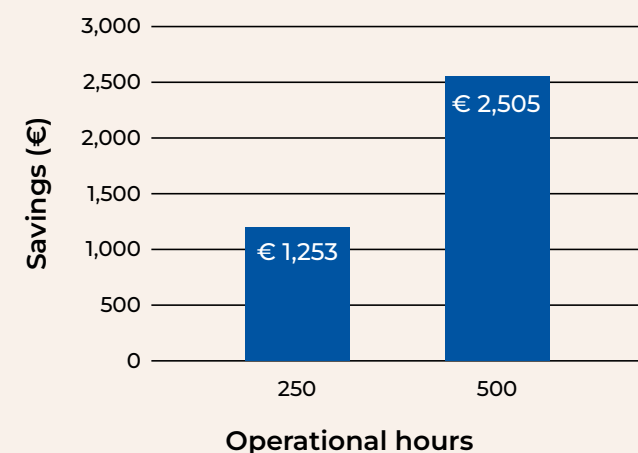
In the test carried out, the Vredestein Flotation Optimall VF 750/60 R30.5 187D had the lowest fuel consumption in the 1.7 bar inflation pressure variant when compared with the other VF tires. The fuel consumption determined for the Vredestein Optimall VF 750/60R30.5 187D in this tire pressure variant was 14,9 L/H and around 1 L/H (VF reference tire B-Premium) to 3 L/H (VF reference tire C-Budget) lower than for the other VF tires tested.

FOOTPRINT AND TRACK DEPTH COMPARISON



According to tests conducted by DLG in the field, compared to VF competitor tire. Tires tested VF 750/60 R 30.5 with 7.100 kg load and tire pressure adjusted for max 10 km/h field work (1.0 bar).

FUEL SAVINGS (€)



According to tests conducted by DLG in the field, 3 L/H fuel savings compared to VF competitor tire. Assumption: Diesel price 1.67 €/litre



FLOTATION OPTIMALL

VF TRAILER TIRE FOR OPTIMUM SOIL PRESERVATION —









FLOTATION OPTIMALL

FEATURES

- Unique Traxion concept consisting of a comfort zone and a traction zone
- Chamfered tread blocks with non-parallel lugs
- Smooth design with rounded shoulders

BENEFITS

- Excellent driving comfort on the road and continuous rolling in the field, even in the most difficult conditions
- Superb self-cleaning on all soil types
- Superior grassland-friendliness, especially while turning on headlands

Ø	TT/TL	Service description	bar							
				mm	mm	mm	mm	mm	mm	
22.5		VF 500/60 R 22.5 IMP	TL	160 D	3.2	AG 16.00	505	1170	510	3530
		VF 560/60 R 22.5 IMP	TL	166 D	3.2	AG 16.00	560	1245	545	3750
		VF 600/50 R 22.5 IMP	TL	164 D	3.2	AG 20.00	605*	1170*	515*	3535*
		VF 710/45 R 22.5 IMP	TL	170 D	3.2	AG 24.00	725	1210	530	3655
26.5		VF 600/55 R 26.5 IMP	TL	170 D	3.2	AG 20.00	610	1345	590	4075
		VF 650/55 R 26.5 IMP	TL	174 D	3.2	AG 20.00	655*	1395*	610*	4215*
		VF 710/50 R26.5 IMP	TL	176 D	3.2	AG 24.00	715	1395	615	4215
		VF 750/45 R 26.5 IMP	TL	176 D	3.2	AG 24.00	750	1360	600	4105
		VF 800/45 R26.5 IMP	TL	179 D	3.2	AG 28.00	790	1395	610	4210
30.5		VF 710/50 R 30.5 IMP	TL	178 D	3.2	AG 24.00	730	1495	660	4515
		VF 750/60 R30.5 IMP	TL	187 D	3.2	AG 24.00	765	1680	735	5060
		VF 800/45 R30.5 IMP	TL	181 D	3.2	AG 28.00	795	1495	655	4510
		VF 850/50 R30.5 IMP	TL	188 D	3.2	AG 28.00	860	1650	720	4980
32		VF 800/60 R 32 IMP	TL	191 D	3.2	DW27B	805	1795	785	5425

* Calculated values



THE ALL ROUND FLOTATION TIRE FOR MAXIMUM SOIL PROTECTION



FLOTATION TRAC

FEATURES

- Stable central tread and rounded shoulders
- Highly flexible carcass & sturdy belt design
- Robust bead construction

BENEFITS

- Keeps rolling even in the most difficult conditions
- Optimized footprint under varying inflation pressures
- High degree of reliability

VREDESTEIN
TIRES



Ø			Service description	bar		mm	mm	mm	mm
17	480/45 R 17 IMP	TL	140 D	4.0	16.00	480	850	395	2635
	520/50 R 17 IMP	TL	147 D	4.0	16.00	505	965	445	2970
22,5	500/45 R 22.5 IMP	TL	136 D	2.8	AG 16.00	500	1025	475	3130
	520/55 R 22.5 IMP	TL	148 D	3.2	AG 16.00	515	1155	530	3560
	520/55 R 22.5 IMP	TL	154 D	4.0	AG 16.00	515	1155	530	3560
	560/45 R 22.5 IMP	TL	152 D	4.0	AG 16.00	545	1085	490	3295
	560/45 R 22.5 IMP	TL	160 D	6.0	AG 16.00	545	1085	490	3295
	560/60 R 22.5 IMP	TL	161 D	4.0	AG 16.00	550	1245	560	3820
	560/60 R 22.5 IMP	TL	165 D	5.0	AG 16.00	550	1245	560	3820
	580/65 R 22.5 IMP	TL	166 D	4.0	AG 18.00	585	1300	585	3985
26	600/50 R 22.5 IMP	TL	159 D	4.0	AG 20.00	600	1170	530	3615
	650/40 R 22.5 IMP	TL	150 D	3.2	AG 20.00	635	1080	495	3360
	680/50 R 22.5 IMP	TL	156 D	2.8	AG 20.00	670	1260	565	3880
	710/40 R 22.5 IMP	TL	161 D	4.0	AG 24.00	700	1140	515	3470
	710/45 R 22.5 IMP	TL	165 D	4.0	AG 24.00	730	1230	570	3780
	800/40 R 22.5 IMP	TL	168 D	4.0	AG 28.00	790	1220	550	3700
	710/65 R 26 IMP	TL	179 D	4.0	DW 25B	735	1565	715	4855
	600/55 R 26.5 IMP	TL	165 D	4.0	AG 20.00	620	1350	625	4170
26,5	650/55 R 26.5 IMP	TL	169 D	4.0	AG 20.00	650	1400	635	4300
	650/65 R 26.5 IMP	TL	174 D	4.0	AG 20.00	660	1520	700	4680
	710/50 R 26.5 IMP	TL	170 D	4.0	AG 24.00	725	1380	635	4265
	750/45 R 26.5 IMP	TL	170 D	4.0	AG 24.00	740	1365	620	4180
	800/45 R 26.5 IMP	TL	174 D	4.0	AG 28.00	800	1380	640	4300
	600/60 R 30.5 IMP	TL	169 D	4.0	AG 20.00	610	1505	710	4675
30,5	650/65 R 30.5 IMP	TL	176 D	4.0	AG 20.00	645	1635	755	5075
	710/50 R 30.5 IMP	TL	173 D	4.0	AG 24.00	730	1495	680	4530
	750/60 R 30.5 IMP	TL	181 D	4.0	AG 24.00	785	1675	775	5075
	800/45 R 30.5 IMP	TL	176 D	4.0	AG 28.00	810	1510	700	4710
	850/50 R 30.5 IMP	TL	182 D	4.0	AG 28.00	870	1655	725	4910
32	800/60 R 32 IMP	TL	185 D	4.0	DW 27B	810	1795	810	5550
	900/65 R 32 IMP	TL	188 D	3.2	DW 30B	915	1955	875	5965
38	800/60 R 38 IMP	TL	182 D	3.2	DW 27B	790	1940	902*	5820*
	900/65 R 38 IMP	TL	191 D	3.2	DW 30B	905	2110	940	6400

• The dimensions indicated, which apply to a nominal tire pressure, may vary in practice under the influence of actual tire pressure and conditions of use.
• Subject to changes in specifications.



ENDURION TRAILER

SUPERIOR LIFESPAN FOR HEAVY-DUTY TRAILER —



ENDURION^{TRAILER}

FEATURES

- Heavy-duty carcass fitted with steel belt and a reinforcement ring
- Traction design with unique tread compound and a large contact area in the middle of the tire tread
- Non-parallel cleats that run from the inside to the outside of the tread

BENEFITS

- Extremely robust with excellent resistance to punctures
- 30% longer service life compared to premium competition
- Excellent self-cleaning properties on all types of soil

Ø	NEW!	TT/TL	Service description	bar					
					mm	mm	mm	mm	mm
	560/45 R 22.5 TL 160 D	TL	160 D	6,0	AG16.00	540*	1080*	485*	3275*
22.5	560/60 R 22.5 TL 165D	TL	165 D	5,0	AG16.00	560	1245	560	3775
	600/50 R 22.5 TL 163D	TL	163 D	5,0	AG20.00	605	1170	535	3575
26.5	600/55 R 26.5 TL 169D	TL	169 D	5,0	AG20.00	610	1345	620	4140
	650/55 R 26.5 TL 173D	TL	173 D	5,0	AG20.00	650	1400	630	4280
	650/60 R 26.5 TL 176D	TL	176 D	5,0	AG20.00	660	1445	660	4415
	650/65 R 26.5 TL 179D	TL	179 D	5,0	AG20.00	660	1515	690	4625
30.5	600/60 R 30.5 TL 173D	TL	173 D	5,0	AG20.00	610	1505	690	4590
	750/60 R 30.5 TL 190 D	TL	190 D	6,0	AG24.00	770*	1680*	755*	5090*

• The dimensions indicated, which apply to a nominal tire pressure, may vary in practice under the influence of actual tire pressure and conditions of use.
 • Subject to changes in specifications.

* Calculated values



FLOTATION PRO
FLOTATION PRO
FLOTATION PRO

MEETS THE HIGH DEMANDS OF PROFESSIONALS









FLOTATION PRO

FEATURES

- High rubber content in profile
- Flexible and strong carcass
- Flat contour & rounded shoulders

BENEFITS

- Minimal rutting, long lifespan
- Good flotation properties, high comfort level
- No damage to vulnerable crops

Ø	TT/TL	Service description	bar							
				mm	mm	mm	mm	mm	mm	
22,5		560/45 R 22.5 IMP	TL	146 D	3.2	AG 16.00	545	1085	490	3295
		560/45 R 22.5 IMP	TL	152 D	4.0	AG 16.00	545	1085	490	3295
		560/60 R 22.5 IMP	TL	155 D	3.2	AG 16.00	565	1250	560	3850
		560/60 R 22.5 IMP	TL	161 D	4.0	AG 16.00	565	1250	560	3850
		560/60 R 22.5 IMP	TL	165 D	5.0	AG 16.00	565	1250	560	3850
		620/40 R 22.5 IMP	TL	148 D	3.2	AG 20.00	610	1080	495	3330
		620/40 R 22.5 IMP	TL	154 D	4.0	AG 20.00	610	1080	495	3330
		620/50 R 22.5 IMP	TL	154 D	3.2	AG 20.00	610	1185	540	3640
		620/50 R 22.5 IMP	TL	161 D	4.0	AG 20.00	610	1185	540	3640
		650/50 R 22.5 IMP	TL	157 D	3.2	AG 20.00	645	1250	560	3850
26,5		650/50 R 22.5 IMP	TL	163 D	4.0	AG 20.00	645	1250	560	3850
		710/40 R 22.5 IMP	TL	161 D	4.0	AG 24.00	705	1140	520	3520
		620/55 R 26.5 IMP	TL	166 D	4.0	AG 20.00	625	1360	620	4200
		710/50 R 26.5 IMP	TL	170 D	4.0	AG 24.00	710	1360	620	4200
	800/45 R 26.5 IMP	TL	174 D	4.0	AG 28.00	800	1370	625	4200	

• The dimensions indicated, which apply to a nominal tire pressure, may vary in practice under the influence of actual tire pressure and conditions of use.
 • Subject to changes in specifications.



FLOTATION+
FLOTATION+
FLOTATION+

— IDEAL FOR SMALL & MEDIUM SIZED MACHINES



FLOTATION+

FEATURES

- Sophisticated carcass construction
- Large contact area
- Good height/width ratio

BENEFITS

- High load capacity
- Minimal soil compaction
- Exceptional stability



Ø	TT/TL	Service description	bar		mm	mm	mm	mm		
15,3		260/70 - 15.3 IMP	TL	122 A8	3.2	9.00	270	755	345	2280
		260/70 - 15.3 IMP	TL	126 A8	3.6	9.00	270	755	345	2280
		260/70 - 15.3 IMP	TL	131 A8	5.0	9.00	270	755	345	2280
		300/80 - 15.3 IMP	TL	132 A8	2.8	9.00	295	865	385	2575
		300/80 - 15.3 IMP	TL	141 A8	4.0	9.00	295	865	385	2575
15,5		400/60 - 15.5 IMP	TL	145 A8	3.6	AG 13.00	410	850	380	2530
16		340/55 - 16 IMP	TL	133 A8	3.2	11	345	780	365	2360
		380/55 - 17 IMP	TL	133 A8	2.4	13.00	380	845	385	2530
		380/55 - 17 IMP	TL	138 A8	2.8	13.00	380	845	385	2530
		480/45 - 17 IMP	TL	140 A8	2.4	16.00	480	860	400	2565
		480/45 - 17 IMP	TL	146 A8	3.2	16.00	480	860	400	2565
17		500/50 - 17 IMP	TL	140 A8	2.0	16.00	500	950	430	2890
		500/50 - 17 IMP	TL	149 A8	2.8	16.00	500	950	430	2890
		400/70 - 20 IMP	TL	150 A8	2.8	14	420	1080	485	3215
20		460/65 - 20 IMP	TL	155 A8	2.8	14	460	1100	485	3300
		500/55 - 20 IMP	TL	150 A8	2.4	16.00	515	1060	475	3160
		560/60 - 22.5 IMP	TL	167 A8	2.8	AG 16.00	565	1240	550	3700
22,5		600/55 - 22.5 IMP	TL	168 A8	2.8	AG 20.00	625	1230	550	3700
		710/45 - 22.5 IMP	TL	171 A8	2.8	AG 24.00	730	1240	550	3700

• The dimensions indicated, which apply to a nominal tire pressure, may vary in practice under the influence of actual tire pressure and conditions of use.
 • Subject to changes in specifications.

FOR GRASSLAND — & ARABLE MACHINES




AW

FEATURES

- Strong, flexible nylon carcass
- Longitudinal tread profile
- Genuine tread width

BENEFITS

- High load capacity at low inflation pressure
- Good sideways stability
- Reduced damage to the soil



Ø		TT/TL	Service description	bar		mm	mm	mm	mm
12	7.00 - 12 IMP	TT		2.50	4.25	200	705	315	2050
	10.0/80 - 12 IMP	TL	116 A8	3.10	7.00	265	725	330	2185
15,3	10.0/75 - 15.3 IMP	TL	123 A8	3.90	9.00	270	775	355	2335
	10.0/75 - 15.3 IMP	TL	130 A8	5.50	9.00	270	775	355	2335
	11.5/80 - 15.3 IMP	TL	131 A8	3.40	9.00	310	850	385	2560
	11.5/80 - 15.3 IMP	TL	139 A8	4.75	9.00	310	850	385	2560
16	12.5/80 - 15.3 IMP	TL	142 A8	4.30	9.00	320	885	405	2660
	13.0/75 - 16 IMP	TL	135 A8	3.00	11	345	905	405	2725
430,9	13.5/75 - 430.9 IMP	TL	145 A8	4.00	11	360	960	435	2900
17	15.0/55 - 17 IMP	TL	134 A8	2.60	13.00	385	865	390	2580
	19.0/45 - 17 IMP	TL	138 A8	2.00	16.00	455	870	400	2620
	500/50 - 17 IMP	TL	140 A8	2.00	16.00	500	950	430	2890
18	12.5/80 - 18 IMP	TL	142 A8	3.70	11	340	975	450	2985
	15.0/70 - 18 IMP	TL	151 A8	4.25	13	395	1000	460	3030

• The dimensions indicated, which apply to a nominal tire pressure, may vary in practice under the influence of actual tire pressure and conditions of use.
• Subject to changes in specifications.

COMFORT AND TRACTION ASSURED




AS+

FEATURES

- Sturdy diagonal carcass construction
- Special tread
- Large cleat surface

BENEFITS

- Excellent stability and high load capacity
- High traction power
- Long lifespan




Ø		TT/TL	Service description	bar		mm	mm	mm	mm
12	7.00 - 12 IMP	TL	95 A8	2.5	4.25	190	690	325	2100
	10.0/75 - 15.3 IMP	TL	123 A8	3.9	9.00	270	790	365	2420
15,3	11.5/80 - 15.3 IMP	TL	135 A8	4.1	9.00	305	890	400	2695
	15.0/55 - 17 IMP	TL	134 A8	2.6	13.00	370	890	400	2680

• The dimensions indicated, which apply to a nominal tire pressure, may vary in practice under the influence of actual tire pressure and conditions of use.
• Subject to changes in specifications.

FOR PROFESSIONAL — CULTIVATION MACHINERY



V61



Ø		TT/TL	Service description	bar		mm	mm	mm	mm
14,5	200/60 - 14.5 IMP	TL	106 A8	5.0	AG 6.75	210	615	295	1880
	250/65 - 14.5 IMP	TL	121 A8	3.6	AG 8.00	245	680	320	2060



V64+
VOIT



V50


V60

V64

V64+

V67

V50 • DESIGNED AS FURROW WHEEL ON PLOUGHS | V60 • THE TIRE FOR GRASSLAND & HORTICULTURE
 V64/V64+ • THE STANDARD FOR EFFICIENT HAY MAKING AND GRASS MACHINERY | V67 • THE IDEAL
 TRACTION TIRE FOR MARKET GARDENING AND CONSOLIDATION WHEELS FOR SEED DRILLS



Ø	TT/TL	PR	Service description	bar	mm	mm		
V50	5.00 - 8	TT	10 PR	66 A6	6.00	3.00D	130	455
V50	6.00 - 9	TT	10 PR	94 A6	5.00	4.00 E	165	445
V60	3.00 - 4	TT	4 PR	30 A6	3.50	2.10	90	275
V60	4.00 - 4	TT	4 PR	43 A6	2.75	2.10	100	315
V60	3.50 - 6	TT	4 PR	45 A6	3.00	2.50A	100	355
V60	3.50 - 8	TT	4 PR	52 A6	3.00	2.50A	100	395
V60	4.00 - 8	TT	4 PR	57 A6	2.75	2.50A	105	425
V61	15x 6.00 - 6	TT	4 PR	61 A6	2.50	4.50A	160	380
V61	170/60 - 8	TT	6 PR	71 A6	3.00	5.50 A	170	425
V61	18x 8.50 - 8	TT	4 PR	77 A6	2.00	7.00 I	210	465
V61	18x 8.50 - 8	TL	6 PR	85 A6	3.00	7.00 I	210	465
V64	3.50 - 6	TT	4 PR	45 A6	3.00	2.50A	100	355
V64+	160/65 - 6	TT		60 A8	2.40	4.50A	160	365
V64+	160/65 - 6	TT		66 A8	3.20	4.50A	160	365
V64	3.50 - 8	TT	4 PR	52 A6	3.00	2.50A	100	395
V64+	170/60 - 8	TT		65 A8	2.40	5.50 A	170	410
V64+	170/60 - 8	TT		71 A8	3.20	5.50 A	170	410
V64+	210/60 - 8	TT		83 A8	3.20	7.00 I	215	455
V67	3.00 - 4	TT	4 PR	30 A6	3.50	2.10	90	275
V67	3.50 - 6	TT	4 PR	45 A6	3.00	2.50A	100	355
V67	3.50 - 8	TT	4 PR	52 A6	3.00	2.50A	100	395
V67	4.00 - 8	TT	4 PR	57 A6	2.75	2.50A	105	425
V67	4.00 - 12	TT	4 PR	66 A6	2.75	3.00 D	110	515

• The dimensions indicated, which apply to a nominal tire pressure, may vary in practice under the influence of actual tire pressure and conditions of use.
 • Subject to changes in specifications.



VREDESTEIN
TIRES

Apollo Tires (US) Inc, 6 Concourse Parkway, Building 6, Suite 2920, Atlanta, GA 30328

+1 (877) 234 0867 | contact.us@apolloyres.com | www.vredestein.com

